

# Knižnica programu FluidSIM - PNEUMATIKA - 22 Digital Technique :)

## Pneumatic

[Supply Elements 01/15](#)

[Actuators 02/11](#)

[Frequently used cylinders 03/9](#)

Valves

[Configurable directional valves 04/6](#)

Frequently Used Way Valves

[Mechanically Operated 05/9](#)

[Pneumatically Operated 06/6](#)

[Solenoid Operated 07/8](#)

[Shutoff Valves and Flow Control Valves 08/17](#)

[Pressure Control Valves 09/9](#)

[Proportion valves 10/2](#)

[Valve Groups 11/8](#)

[Measuring Instruments and Sensors 12/10](#)

Electrical Controls

[Actuators 13/2](#)

[Power Supply 14/4](#)

[Measuring Instruments and Sensors 15/9](#)

[Relays 16/7](#)

Switches

[Manually Operated 17/6](#)

[General Switches 18/3](#)

[Proximity switches 19/4](#)

[Controller 20/3](#)

[Ladder Symbols 21/12](#)

## Digital Technique 22/28

[EasyPort/CPD/DDE 23/4](#)

[GRAFSET 24/6](#)

[Miscellaneous 25/10](#)

## Digital Technique

Logic module

Logic module

Lo level

Hi level

Input

Output

Buffer

AND

OR

NOT

AND with edge triggering

NAND

NAND with edge triggering

NOR

XOR

Latching relay

Symmetric clock generator

Asynchronous pulse generator

Pulse relay

On delay

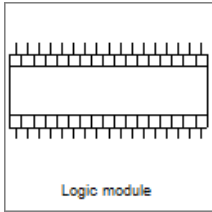
Retentive on delay

Off delay

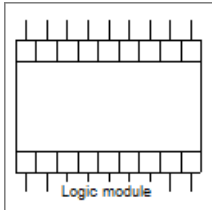
On/off delay

Wiping Relay – Pulse Output  
Edge-triggered wiping relay  
Up and down counter  
Frequency trigger  
Timer switch

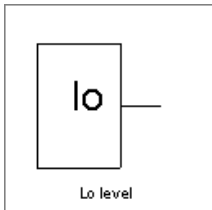
### Digital Technique



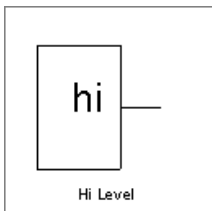
Logic module



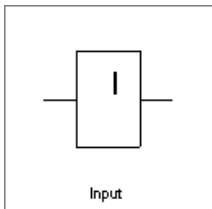
Logic module



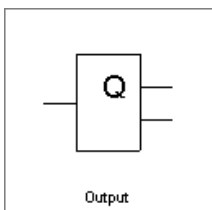
Lo level



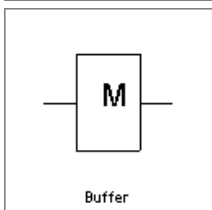
Hi level



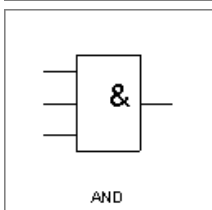
Input



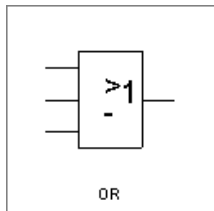
Output



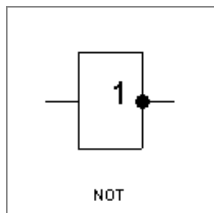
Buffer



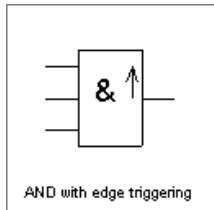
AND



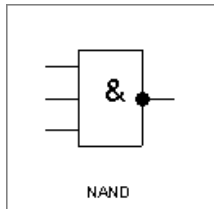
OR



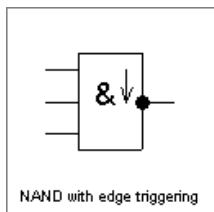
NOT



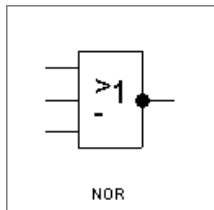
AND with edge triggering



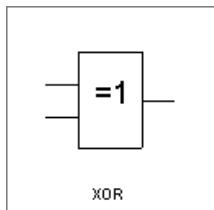
NAND



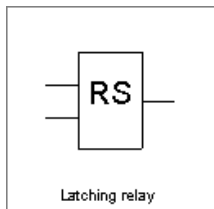
NAND with edge triggering



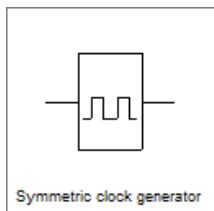
NOR



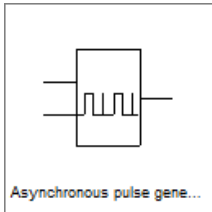
XOR



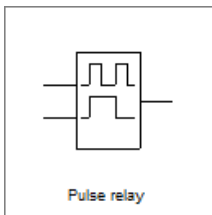
Latching relay



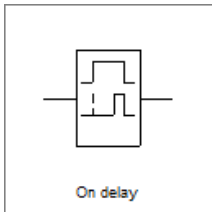
Symetric clock generator



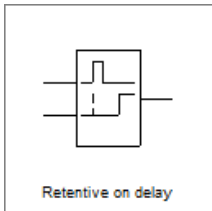
Asynchronous pulse generator



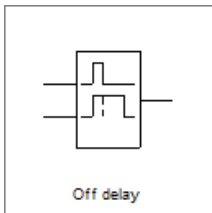
Pulse relay



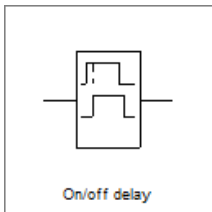
On delay



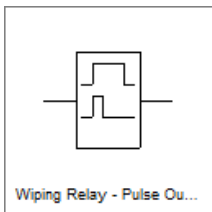
Retentive on delay



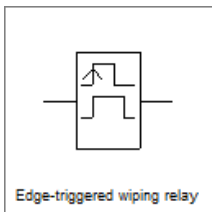
Off delay



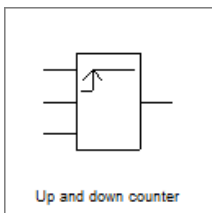
On/off delay



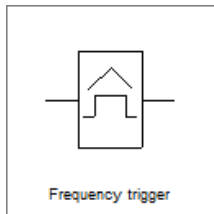
Wiping Relay - Pulse Output



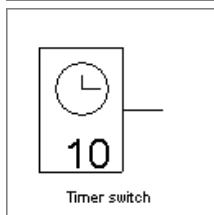
Edge-triggered wiping relay



Up and down counter



Frequency trigger



Timer switch